

GARWARE-WALL ROPES LTD.

Regd. Office & Factory : Plot No. 11, Block D-1, M.I.D.C., Chinchwad, Pune - 411019, India.
CIN No. : L25209MH1976PLC018939
Telephone: +91-20-30780000, Fax: +91-20-30780341
Email: pune_admin@garwareropes.com
Website: www.garwareropes.com



GWRL:SEC:2017

January 11, 2017

BSE Limited

Corporate Relationship Department,
New Trading Ring,
Rotunda Building, P. J. Towers,
Dalal Street, Fort,
Mumbai 400001.

(Company code: 509557)

National Stock Exchange of India Ltd.

Exchange Plaza, Plot No. C/1, 'G' Block,
Bandra-Kurla Complex,
Bandra East,
Mumbai 400051.

(Symbol: GARWALLROP, Series: EQ)

Dear Sirs,


Sub: Quarterly Shareholding pattern as per Regulation 31(b) of the SEBI (Listing Obligations and Disclosure Requirements) Regulations, 2015.

We enclose herewith the quarterly Shareholding Pattern as of 31st December, 2017, as per Regulation 31(b) of the SEBI (Listing Obligations and Disclosure Requirements) Regulations, 2015.

Please acknowledge the communication.

Thanking you,

Yours faithfully,
For **GARWARE-WALL ROPES LIMITED**,



Sunil Agarwal
Company Secretary
FCS No.: 6407
Encl: as above.

Shareholding Pattern under Regulation 31 of SEBI (Listing Obligations and Disclosure Requirements) Regulations, 2015

1	Name of Listed Entity: Garware-Wall Ropes Limited
2	Scrip Code/Name of Scrip/Class of Security: 509557 (GARWALLROP) / Garware-Wall Ropes Limited / Equity
3	Share Holding Pattern Filed under: Reg. 31(1)(b)
4	Quarter Ended: 31-12-2016
5	Declaration: The Listed entity is required to submit the following declaration to the extent of submission of information:-

	Particulars	Yes*	No*
1	Whether the Listed Entity has issued any partly paid up shares?		No
2	Whether the Listed Entity has issued any Convertible Securities or Warrants?		No
3	Whether the Listed Entity has any shares against which depository receipts are issued?		No
4	Whether the Listed Entity has any shares in locked-in?		No
5	Whether any shares held by promoters are pledge or otherwise encumbered?		No


* If the Listed Entity selects the option 'No' for the questions above, the columns for the partly paid up shares, Outstanding Convertible Securities/Warrants, depository receipts, locked-in shares, No of shares pledged or otherwise encumbered by promoters, as applicable, shall not be displayed at the time of dissemination on the Stock Exchange website. Also wherever there is 'No' declared by Listed Entity in above table the values will be considered as 'Zero' by default on submission of the format of holding of specified securities.



Garware-Wall Ropes Limited

Table I - Summary Statement holding of specified securities


Category	Category of shareholder	Number of shareholders	No. of fully paid up equity shares held	No. of Partly paid-up equity shares held	No. of shares underlying Depository Receipts	Total nos. shares held	Shareholding as a % of total no. of shares (calculated as per SCRR, 1957)	Number of Voting Rights held in each class of securities			No. of Shares Underlying Outstanding convertible securities (including Warrants)	Shareholding, as a % assuming full conversion of convertible securities (as a percentage of diluted share capital)	Number of Locked in shares		Number of Shares pledged or otherwise encumbered		Number of equity shares held in dematerialised form	
								No of Voting Rights		Total as a % of (A+B+C)			No. (a)	As a % of total Shares held (b)	No. (a)	As a % of total Shares held (b)		
								Class eg: X	Class eg: Y									Total
(I)	(II)	(III)	(IV)	(V)	(VI)	(VII) = (IV)+(V)+(VI)	(VIII) As a % of (A+B+C2)	(IX)			(X)	(XI) = (VII)+(X) As a % of (A+B+C2)	(XII)		(XIII)		(XIV)	
(A)	Promoter & Promoter Group	13	11089090	0	0	11089090	50.68	11089090	0	11089090	50.68	0	50.68	0	0.00	0	0.00	11089090
(B)	Public	14990	9846470	0	0	9846470	45.00	9846470	0	9846470	45.00	0	45.00	0	0.00	NA	NA	9198421
(C)	Non Promoter - Non Public	1	946500	0	0	946500	4.33	946500	0	946500	4.33	0	0.00	0	0.00	0	0.00	546500
(C1)	Shares Underlying DRs	0	0	0	0	0	0.00	0	0	0	0.00	0	0.00	0	0.00	0	0.00	0
(C2)	Shares Held By Employee Trust	1	946500	0	0	946500	4.33	946500	0	946500	4.33	0	4.33	0	0.00	0	0.00	546500
	Total	15004	21882060	0	0	21882060	100.00	21882060	0	21882060	100.00	0	100.00	0	0.00	0	0.00	20834011



Garware-Wall Ropes Limited

Table II (I)(a)- Statement showing shareholding pattern of the Promoter and Promoter Group

Category	Category & Name of shareholders	Nos. of shareholders	No. of fully paid up equity shares held	No. of Partly paid-up equity shares held	No. of shares underlying Depository Receipts	Total nos. shares held	Shareholding as a % of total no. of shares (calculated as per SCRR, 1957)	Number of Voting Rights held in each class of securities			No. of Shares Outstanding convertible securities (including Warrants)	Shareholding, as a % assuming full conversion of convertible securities (as a percentage of diluted share capital)	Number of Locked in shares		Number of Shares pledged or otherwise encumbered#		Number of equity shares held in dematerialised form	
								No of Voting Rights					Total as a % of (A+B+C)	No (a)	As a % of total Shares held(b)	No (a)		As a % of total Shares held(b)
								Class eg: X	Class eg: Y	Total								
	(I)	(III)	(IV)	(V)	(VI)	(VII) = (IV)+(V)+(VI)	(VIII) As a % of (A+B+C2)	(IX)			(X)	(XI)= (VII)+(X) As a % of (A+B+C2)	(XII)	(XIII)	(XIV)			
1	Indian																	
(a)	Individuals / Hindu Undivided Family	2	3631711	0	0	3631711	16.60	3631711	0	3631711	16.60	0	16.60	0	0.00	0	0.00	3631711
\$	Ramesh Bhalchandra Garware		3612053	0	0	3612053	16.51	3612053	0	3612053	16.51	0	16.51	0	0.00	0	0.00	3612053
	Vayu Ramesh Garware		19658	0	0	19658	0.09	19658	0	19658	0.09	0	0.09	0	0.00	0	0.00	19658
(b)	Central Government / State Government(s)	0	0	0	0	0	0.00	0	0	0	0.00	0	0.00	0	0.00	0	0.00	0
(c)	Financial Institutions / Banks	0	0	0	0	0	0.00	0	0	0	0.00	0	0.00	0	0.00	0	0.00	0
(d)	Any Other (Specify)	11	7457379	0	0	7457379	34.08	7457379	0	7457379	34.08	0	34.08	0	0.00	0	0.00	7457379
	Bodies Corporate	11	7457379	0	0	7457379	34.08	7457379	0	7457379	34.08	0	34.08	0	0.00	0	0.00	7457379
	Garware Capital Markets Ltd.		3488617	0	0	3488617	15.94	3488617	0	3488617	15.94	0	15.94	0	0.00	0	0.00	3488617
	VMIR Investment Limited		922211	0	0	922211	4.21	922211	0	922211	4.21	0	4.21	0	0.00	0	0.00	922211
	VRG Investments Limited		881400	0	0	881400	4.03	881400	0	881400	4.03	0	4.03	0	0.00	0	0.00	881400
	Vimlabai Garware Research Institute		590070	0	0	590070	2.70	590070	0	590070	2.70	0	2.70	0	0.00	0	0.00	590070
	Moonshine Investments & Trading Co.Pvt.Ltd.		459695	0	0	459695	2.10	459695	0	459695	2.10	0	2.10	0	0.00	0	0.00	459695
	Manmit Investments & Trading Company Private Ltd.		288885	0	0	288885	1.32	288885	0	288885	1.32	0	1.32	0	0.00	0	0.00	288885
	Sanand Investments And Trading Company Private Limited		275032	0	0	275032	1.26	275032	0	275032	1.26	0	1.26	0	0.00	0	0.00	275032



	Sukkar Holdings & Trading Company Private Limited		256600	0	0	256600	1.17	256600	0	256600	1.17	0	1.17	0	0.00	0	0.00	256600
	Starshine Investments & Trading Company Private Ltd.		201720	0	0	201720	0.92	201720	0	201720	0.92	0	0.92	0	0.00	0	0.00	201720
	Gurukrupa Investments & Trading Co. Pvt. Ltd.		90849	0	0	90849	0.42	90849	0	90849	0.42	0	0.42	0	0.00	0	0.00	90849
	Garware Research Institute		2300	0	0	2300	0.01	2300	0	2300	0.01	0	0.01	0	0.00	0	0.00	2300
	Sub Total (A)(1)	13	11089090	0	0	11089090	50.68	11089090	0	11089090	50.68	0	50.68	0	0.00	0	0.00	11089090
2	Foreign																	
(a)	Individuals (Non-Resident Individuals / Foreign Individuals)	0	0	0	0	0	0.00	0	0	0	0.00	0	0.00	0	0.00	0	0.00	0
(b)	Government	0	0	0	0	0	0.00	0	0	0	0.00	0	0.00	0	0.00	0	0.00	0
(c)	Institutions	0	0	0	0	0	0.00	0	0	0	0.00	0	0.00	0	0.00	0	0.00	0
(d)	Foreign Portfolio Investor	0	0	0	0	0	0.00	0	0	0	0.00	0	0.00	0	0.00	0	0.00	0
(e)	Any Other (Specify)	0	0	0	0	0	0.00	0	0	0	0.00	0	0.00	0	0.00	0	0.00	0
	Sub Total (A)(2)	0	0	0	0	0	0.00	0	0	0	0.00	0	0.00	0	0.00	0	0.00	0
	Total Shareholding Of Promoter And Promoter Group (A)= (A)(1)+(A)(2)	13	11089090	0	0	11089090	50.68	11089090	0	11089090	50.68	0	50.68	0	0.00	0	0.00	11089090


Details of Shares which remain unclaimed may be given hear along with details such as number of shareholders, outstanding shares held in demat/unclaimed suspense account, voting rights which are frozen etc. - Nil

Note:

(1)* PAN would not be displayed on website of Stock Exchange(s)

(2) #The term 'Encumbrance' has the same meaning as assigned under regulation 28(3) of SEBI (Substantial Acquisition of Shares and Takeovers) Regulations, 2011.


(3) \$ As informed by Mr. V R Garware, the shares standing in the name of Mr. R. B. Garware are bequeathed to him and same are yet to be transmitted in his name. Pending transmission of the said shares in the name of Mr. V. R. Garware, they continue to be registered in the name of Late Mr. R. B. Garware.



Garware-Wall Ropes Limited

Table III - Statement showing shareholding pattern of the Public shareholder

Category	Category & Name of shareholders	Nos. of shareholders	No. of fully paid up equity shares held	No. of Partly paid-up equity shares held	No. of shares underlying Depository Receipts	Total nos. shares held	Shareholding as a % of total no. of shares (calculated as per SCRR, 1957)	Number of Voting Rights held in each class of securities			No. of Shares Underlying Outstanding convertible securities (including Warrants)	Shareholding as a % assuming full conversion of convertible securities (as a percentage of diluted share capital)	Number of Locked in shares		Number of Shares pledged or otherwise encumbered#		Number of equity shares held in dematerialised form	
								No of Voting Rights		Total as a % of (A+B+C)			No.	As a % of total Shares held(b)	No. (a)	As a % of total Shares held(b)		
								Class eg: X	Class eg: Y									Total
	(i)	(iii)	(iv)	(v)	(vi)	(vii) = (iv)+(v)+ (vi)	(viii) As a % of (A+B+C2)	(ix)			(x)	(xi)= (vii)+(x) As a % of (A+B+C2)	(xii)		(xiii)		(xiv)	
1	Institutions																	
(a)	Mutual Fund	4	29495	0	0	29495	0.13	29495	0	29495	0.13	0	0.13	0	0.00	NA	NA	29145
(b)	Venture Capital Funds	0	0	0	0	0	0.00	0	0	0	0.00	0	0.00	0	0.00	NA	NA	0
(c)	Alternate Investment Funds	0	0	0	0	0	0.00	0	0	0	0.00	0	0.00	0	0.00	NA	NA	0
(d)	Foreign Venture Capital Investors	0	0	0	0	0	0.00	0	0	0	0.00	0	0.00	0	0.00	NA	NA	0
(e)	Foreign Portfolio Investor	28	602882	0	0	602882	2.76	602882	0	602882	2.76	0	2.76	0	0.00	NA	NA	602882
(f)	Financial Institutions / Banks	9	18196	0	0	18196	0.08	18196	0	18196	0.08	0	0.08	0	0.00	NA	NA	16910
(g)	Insurance Companies	2	300402	0	0	300402	1.37	300402	0	300402	1.37	0	1.37	0	0.00	NA	NA	300252
	General Insurance Corporation Of India		300252	0	0	300252	1.56	340269	0	340269	1.56	0	0.00	0	0.00	NA	NA	300252
(h)	Provident Funds/ Pension Funds	0	0	0	0	0	0.00	0	0	0	0.00	0	0.00	0	0.00	NA	NA	0
(i)	Any Other (Specify)	0	0	0	0	0	0.00	0	0	0	0.00	0	0.00	0	0.00	NA	NA	0
	Sub Total (B)(1)	43	950975	0	0	950975	4.35	950975	0	950975	4.35	0	4.35	0	0.00	NA	NA	949189
2	Central Government/ State Government(s)/ President of India	0	0	0	0	0	0.00	0	0	0	0.00	0	0.00	0	0.00	NA	NA	0
	Sub Total (B)(2)	0	0	0	0	0	0.00	0	0	0	0.00	0	0.00	0	0.00	NA	NA	0




3	Non-Institutions																		
(a)	Individuals																		
	i. Individual shareholders holding nominal share capital up to Rs. 2 lakhs.	13886	5474356	0	0	5474356	25.02	5474356	0	5474356	25.02	0	0.00	0	0.00	NA	NA	4836228	
	ii. Individual shareholders holding nominal share capital in excess of Rs. 2 lakhs.	27	1432460	0	0	1432460	6.55	1432460	0	1432460	6.55	0	0.00	0	0.00	NA	NA	1432460	
	Vinodchandra Mansukhlal Parekh		256568	0	0	256568	1.17	256568	0	256568	1.17	0	0.00	0	0.00	NA	NA	256568	
(b)	NBFCs registered with RBI	0	0	0	0	0	0.00	0	0	0	0.00	0	0.00	0	0.00	NA	NA	0	
(c)	Employee Trusts	0	0	0	0	0	0.00	0	0	0	0.00	0	0.00	0	0.00	NA	NA	0	
(d)	Overseas Depositories(holding DRs) (balancing figure)	0	0	0	0	0	0.00	0	0	0	0.00	0	0.00	0	0.00	NA	NA	0	
(e)	Any Other (Specify)	1034	1988679	0	0	1988679	9.09	1988679	0	1988679	9.09	0	0.00	0	0.00	NA	NA	1980544	
	Trusts	2	5146	0	0	5146	0.02	5146	0	5146	0.02	0	0.02	0	0.00	NA	NA	5146	
	Foreign National	1	800	0	0	800	0.00	800	0	800	0.00	0	0.00	0	0.00	NA	NA	800	
	Hindu Undivided Family	289	338841	0	0	338841	1.55	338841	0	338841	1.55	0	0.00	0	0.00	NA	NA	338831	
	Non Resident Indians (Non Repat)	104	63453	0	0	63453	0.29	63453	0	63453	0.29	0	0.00	0	0.00	NA	NA	60775	
	Non Resident Indians (Repat)	251	258378	0	0	258378	1.18	258378	0	258378	1.18	0	0.00	0	0.00	NA	NA	258178	
	Clearing Member	86	21587	0	0	21587	0.10	21587	0	21587	0.10	0	0.00	0	0.00	NA	NA	21587	
	Foreign Portfolio Investor (Individual)	1	475	0	0	475	0.00	475	0	475	0.00	0	0.00	0	0.00	NA	NA	475	
	Bodies Corporate	300	1299999	0	0	1299999	5.94	1299999	0	1299999	5.94	0	0.00	0	0.00	NA	NA	1294752	
	Garware Polyester Limited		400300	0	0	400300	1.83	400300	0	400300	1.83	0	0.00	0	0.00	NA	NA	400300	
	Sub Total (B)(3)	14947	8895495	0	0	8895495	40.65	8895495	0	8895495	40.65	0	0.00	0	0.00	NA	NA	8249232	
	Total Public Shareholding (B)= (B)(1)+(B)(2)+(B)(3)	14990	9846470	0	0	9846470	45.00	9846470	0	9846470	45.00	0	0.00	0	0.00	NA	NA	9198421	

Details of the shareholders acting as persons in Concert including their Shareholding (No. and %): Nil

Details of Shares which remain unclaimed may be given hear along with details such as number of shareholders, outstanding shares held in demat/unclaimed suspense account, voting rights which are frozen etc. - Nil

Note:

(1)* PAN would not be displayed on website of Stock Exchange(s)



Garware-Wall Ropes Limited

Table IV - Statement showing shareholding pattern of the Non Promoter- Non Public shareholder

Category	Category & Name of shareholders	Nos. of shareholders	No. of fully paid up equity shares held	No. of Partly paid-up equity shares held	No. of shares underlying Depository Receipts	Total nos. shares held	Shareholding as a % of total no. of shares (calculated as per SCRR, 1957)	Number of Voting Rights held in each class of securities			No. of Shares Underlying Outstanding convertible securities (including Warrants)	Shareholding, as a % assuming full conversion of convertible securities (as a percentage of diluted share capital)	Number of Locked in shares		Number of Shares pledged or otherwise encumbered#		Number of equity shares held in dematerialised form	
								No of Voting Rights		Total as a % of (A+B+C)			No. (a)	As a % of total Shares held(b)	No. (a)	As a % of total Shares held(b)		
								Class eg: X	Class eg: Y									Total
	(I)	(III)	(IV)	(V)	(VI)	(VII) = (IV)+(V)+ (VI)	(VIII) As a % of (A+B+C2)	(IX)			(X)	(XI)= (VII)+(X) As a % of (A+B+C2)	(XII)		(XIII)		(XIV)	
1	Custodian/DR Holder	0	0	0	0	0	0.00	0	0	0	0.0000	0	0.0000	0	0.0000	0	0.0000	0
2	Employee Benefit Trust (under SEBI (Share based Employee Benefit) Regulations, 2014)	1	946500	0	0	946500	4.33	946500	0	946500	4.33	0	0.00	0	0.00	NA	NA	546500
	GWRL Managerial Staff Welfare Trust		946500	0	0	946500	4.33	946500	0	946500	4.33	0	0.00	0	0.00	NA	NA	546500
	Total Non-Promoter- Non Public Shareholding (C)= (C)(1)+(C)(2)	1	946500	0	0	946500	4.33	946500	0	946500	4.33	0	0.00	0	0.00	NA	NA	546500

Details of Shares which remain unclaimed may be given hear along with details such as number of shareholders, outstanding shares held in demat/unclaimed suspense account, voting rights which are frozen etc. - Nil

Note:

(1)* PAN would not be displayed on website of Stock Exchange(s)

(2) #The term 'Encumbrance' has the same meaning as assigned under regulation 28(3) of SEBI (Substantial Acquisition of Shares and Takeovers) Regulations, 2011.

