


Shareholding Pattern under Regulation 31 of SEBI (Listing Obligations and Disclosure Requirements) Regulations, 2015

1	Name of Listed Entity: Garware Technical Fibres Limited
2	Scrip Code/Name of Scrip/Class of Security: 509557 (GARFIBRES) / Garware Technical Fibres Limited / Equity
3	Share Holding Pattern Filed under: Reg. 31(1)(b)
4	Quarter Ended: 31-03-2024
5	Declaration: The Listed entity is required to submit the following declaration to the extent of submission of information:-

	Particulars	Yes*	No*
1	Whether the Listed Entity has issued any partly paid up shares?		No
2	Whether the Listed Entity has issued any Convertible Securities or Warrants?		No
3	Whether the Listed Entity has any shares against which depository receipts are issued?		No
4	Whether the Listed Entity has any shares in locked-in?		No
5	Whether any shares held by promoters are pledge or otherwise encumbered?		No
6	Whether the Listed Entity has issued any differential Voting Rights?		No
7	Whether the listed entity has any significant beneficial owner?	Yes	


* If the Listed Entity selects the option 'No' for the questions above, the columns for the partly paid up shares, Outstanding Convertible Securities/Warrants, depository receipts, locked-in shares, No of shares pledged or otherwise encumbered by promoters, as applicable, shall not be displayed at the time of dissemination on the Stock Exchange website. Also wherever there is 'No' declared by Listed Entity in above table the values will be considered as 'Zero' by default on submission of the format of holding of specified securities.



Garware Technical Fibres Limited

Table I - Summary Statement holding of specified securities


Category	Category of shareholder	Number of shareholders	No. of fully paid up equity shares held	No. of Partly paid-up equity shares held	No. of shares underlying Depository Receipts	Total nos. shares held	Shareholding as a % of total no. of shares (calculated as per SCRR, 1957)	Number of Voting Rights held in each class of securities			No. of Shares Underlying Outstanding convertible securities (including Warrants)	Shareholding, as a % assuming full conversion of convertible securities (as a percentage of diluted share capital)	Number of Locked in shares		Number of Shares pledged or otherwise encumbered		Number of equity shares held in dematerialised form	
								No of Voting Rights					Total as a % of (A+B+C)	No. (a)	As a % of total Shares held (b)	No. (a)		As a % of total Shares held (b)
								Class eg: X	Class eg: y	Total								
(I)	(II)	(III)	(IV)	(V)	(VI)	(VII) = (IV)+(V)+(VI)	(VIII) As a % of (A+B+C2)	(IX)			(X)	(XI) = (VII)+(X) As a % of (A+B+C2)	(XII)		(XIII)		(XIV)	
(A)	Promoter & Promoter Group	17	10739534	0	0	10739534	52.70	10739534	0	10739534	52.70	0	52.70	0	0.00	0	0.00	10739534
(B)	Public	92428	9638635	0	0	9638635	47.30	9638635	0	9638635	47.30	0	47.30	0	0.00	NA	NA	9424342
(C)	Non Promoter - Non Public	0	0	0	0	0	0.00	0	0	0	0.00	0	0.00	0	0.00	0	0.00	0
(C1)	Shares Underlying DRs	0	0	0	0	0	0.00	0	0	0	0.00	0	0.00	0	0.00	0	0.00	0
(C2)	Shares Held By Employee Trust	0	0	0	0	0	0.00	0	0	0	0.00	0	0.00	0	0.00	0	0.00	0
	Total	92445	20378169	0	0	20378169	100.00	20378169	0	20378169	100.00	0	100.00	0	0.00	0	0.00	20163876



Garware Technical Fibres Limited

Table II (I)(a)- Statement showing shareholding pattern of the Promoter and Promoter Group

Category	Category & Name of shareholders	PAN*	Nos. of shareholders	No. of fully paid up equity shares held	No. of Partly paid-up equity shares held	No. of shares underlying Depository Receipts	Total nos. shares held	Shareholding as a % of total no. of shares (calculated as per SCRR, 1957)	Number of Voting Rights held in each class of securities				No. of Shares Underlying Outstanding convertible securities (including Warrants)	Shareholding, as a % assuming full conversion of convertible securities (as a percentage of diluted share capital)	Number of Locked in shares		Number of Shares pledged or otherwise encumbered#		Number of equity shares held in dematerialised form	Shareholder Type
									No of Voting Rights			Total as a % of (A+B+C)			No.	As a % of total Shares held(a)	No.	As a % of total Shares held(b)		
									Class eg: X	Class eg: Y	Total									
	(I)	(II)	(III)	(IV)	(V)	(VI)	(VII) = (IV)+(V)+(VI)	(VIII) As a % of (A+B+C2)	(IX)				(X)	(XI) = (VII)+(X) As a % of (A+B+C2)	(XII)		(XIII)		(XIV)	(XV)
1	Indian																			
(a)	Individuals / Hindu Undivided Family		2	13,17,337	0	0	13,17,337	6.46	1317337	0	1317337	6.46	0	6.46	0	0.00	0	0.00	13,17,337	
	Vayu Ramesh Garware		1	13,17,327	0	0	1317327	6.46	1317327	0	1317327	6.46	0	6.46	0	0.00	0	0.00	13,17,327	Promoter
	Mayuri Vayu Garware		1	10	0	0	10	0.00	10	0	10	0.00	0	0.00	0	0.00	0	0.00	10	Promoter Group
(b)	Central Government / State Government(s)		0	0	0	0	0	0.00	0	0	0	0.00	0	0.00	0	0.00	0	0.00	0	
(c)	Financial Institutions / Banks		0	0	0	0	0	0.00	0	0	0	0.00	0	0.00	0	0.00	0	0.00	0	
(d)	Any Other (Specify)		15	9422197	0	0	9422197	46.24	9422197	0	9422197	46.24	0	46.24	0	0.00	0	0.00	9422197	
	Bodies Corporate		11	7492981	0	0	7492981	36.77	7492981	0	7492981	36.77	0	36.77	0	0.00	0	0.00	7492981	
	Garware Capital Markets Limited		1	3568170	0	0	3568170	17.51	3568170	0	3568170	17.51	0	17.51	0	0.00	0	0.00	3568170	Promoter Group
	VMIR Investment Limited		1	922211	0	0	922211	4.53	922211	0	922211	4.53	0	4.53	0	0.00	0	0.00	922211	Promoter Group
	VRG Investments Private Limited (Formerly VRG Investments Ltd)		1	881400	0	0	881400	4.33	881400	0	881400	4.33	0	4.33	0	0.00	0	0.00	881400	Promoter Group
	Vimlabai Garware Research Institute Private Limited		1	554339	0	0	554339	2.72	554339	0	554339	2.72	0	2.72	0	0.00	0	0.00	554339	Promoter Group
	Moonshine Investments and Trading Company Private Limited		1	457945	0	0	457945	2.25	457945	0	457945	2.25	0	2.25	0	0.00	0	0.00	457945	Promoter Group
	Manmit Investments and Trading Company Private Limited		1	284185	0	0	284185	1.39	284185	0	284185	1.39	0	1.39	0	0.00	0	0.00	284185	Promoter Group



	Sanand Investments and Trading Company Private Limited	1	275032	0	0	275032	1.35	275032	0	275032	1.35	0	1.35	0	0.00	0	0.00	275032	Promoter Group
	Sukumar Holdings and Trading Company Private Limited	1	256600	0	0	256600	1.26	256600	0	256600	1.26	0	1.26	0	0.00	0	0.00	256600	Promoter Group
	Starshine Comtrade Private Limited	1	201720	0	0	201720	0.99	201720	0	201720	0.99	0	0.99	0	0.00	0	0.00	201720	Promoter Group
	Gurukrupa Comtrade Private Limited	1	89079	0	0	89079	0.44	89079	0	89079	0.44	0	0.44	0	0.00	0	0.00	89079	Promoter Group
	Garware Research Institute	1	2300	0	0	2300	0.01	2300	0	2300	0.01	0	0.01	0	0.00	0	0.00	2300	Promoter Group
	Partnership Firms	2	1929196	0	0	1929196	9.47	1929196	0	1929196	9.47	0	9.47	0	0	0	0	1929196	
	Sukumar Holdings and Trading Co P Ltd Partner representing Partnership Firm ie Ramesh Trading Co	1	1072326	0	0	1072326	5.26	1072326	0	1072326	5.26	0	5.26	0	0.00	0	0.00	1072326	Promoter Group
	Gurukrupa Comtrade P Ltd Partner representing Partnership Firm ie Sunita Trading Co	1	856870	0	0	856870	4.20	856870	0	856870	4.20	0	4.20	0	0.00	0	0.00	856870	Promoter Group
	Trust	2	20	0	0	20	0.00	20	0	20	0.00	0	0.00	0	0	0	0	20	
	Vayu Ramesh Garware on behalf of VRG Family Trust	1	10	0	0	10	0.00	10	0	10	0.00	0	0.00	0	0.00	0	0.00	10	Promoter Group
	Vayu Ramesh Garware on behalf of Vayu Garware Family Trust	1	10	0	0	10	0.00	10	0	10	0.00	0	0.00	0	0.00	0	0.00	10	Promoter Group
	Sub Total (A)(1)	17	10739534	0	0	10739534	52.70	10739534	0	10739534	52.70	0	52.70	0	0.00	0	0.00	10739534	
2	Foreign																		
(a)	Individuals (Non-Resident Individuals / Foreign Individuals)	0	0	0	0	0	0.00	0	0	0	0.00	0	0.00	0	0.00	0	0.00	0	
(b)	Government	0	0	0	0	0	0.00	0	0	0	0.00	0	0.00	0	0.00	0	0.00	0	
(c)	Institutions	0	0	0	0	0	0.00	0	0	0	0.00	0	0.00	0	0.00	0	0.00	0	
(d)	Foreign Portfolio Investor	0	0	0	0	0	0.00	0	0	0	0.00	0	0.00	0	0.00	0	0.00	0	
(e)	Any Other (Specify)	0	0	0	0	0	0.00	0	0	0	0.00	0	0.00	0	0.00	0	0.00	0	
	Sub Total (A)(2)	0	0	0	0	0	0.00	0	0	0	0.00	0	0.00	0	0.00	0	0.00	0	
	Total Shareholding Of Promoter And Promoter Group (A)= (A)(1)+(A)(2)	17	10739534	0	0	10739534	52.70	10739534	0	10739534	52.70	0	52.70	0	0.00	0	0.00	10739534	

Details of Shares which remain unclaimed may be given hear along with details such as number of shareholders, outstanding shares held in demat/unclaimed suspense account, voting rights which are frozen etc. - Nil

Note:

(1)* PAN would not be displayed on website of Stock Exchange(s)

(2) #The term 'Encumbrance' has the same meaning as assigned under regulation 28(3) of SEBI (Substantial Acquisition of Shares and Takeovers) Regulations, 2011.



Garware Technical Fibres Limited

Table IV - Statement showing shareholding pattern of the Non Promoter- Non Public shareholder


Category	Category & Name of shareholders	PAN*	Nos. of shareholders	No. of fully paid up equity shares held	No. of Partly paid-up equity shares held	No. of shares underlying Depository Receipts	Total nos. shares held	Shareholding as a % of total no. of shares (calculated as per SCRR, 1957)	Number of Voting Rights held in each class of securities			No. of Shares Underlying Outstanding convertible securities (including Warrants)	Shareholding, as a % assuming full conversion of convertible securities (as a percentage of diluted share capital)	Number of Locked in shares		Number of Shares pledged or otherwise encumbered#		Number of equity shares held in dematerialised form	
									No of Voting Rights		Total as a % of (A+B+C)			No. (a)	As a % of total Shares held(b)	No. (a)	As a % of total Shares held(b)		
									Class eg: X	Class eg: Y									Total
	(I)	(II)	(III)	(IV)	(V)	(VI)	(VII) = (IV)+(V)+ (VI)	(VIII) As a % of (A+B+C2)	(IX)			(X)	(XI)= (VII)+(X) As a % of (A+B+C2)	(XII)	(XIII)	(XIV)			
1	Custodian/DR Holder		0	0	0	0	0	0.00	0	0	0	0.00	0	0.00	0	0.00	0	0.00	0
	Employee Benefit Trust (under SEBI (Share based Employee Benefit) Regulations, 2014)		0	0	0	0	0	0.00	0	0	0	0.00	0	0.00	0	0.00	0	0.00	0
2	Total Non-Promoter- Non Public Shareholding (C)= (C1)+(C2)		0	0	0	0	0	0.00	0	0	0	0.00	0	0.00	0	0.00	0	0.00	0

Details of Shares which remain unclaimed may be given here along with details such as number of shareholders, outstanding shares held in demat/unclaimed suspense account, voting rights which are frozen etc. - Nil

Note:

(1) PAN would not be displayed on website of Stock Exchange(s).

(2) The above format needs to be disclosed along with the names of the shareholders holding 1% or more than 1% of shares of the listed entity. Column no.(XIII)is not applicable in the above format.




Garware Technical Fibres Limited

Table VI - Statement showing foreign ownership limits

Particular	Approved limits (%)	Limits utilized (%)
As on shareholding date	100.00	9.82
As on the end of previous 1st quarter	100.00	9.28
As on the end of previous 2nd quarter	100.00	9.11
As on the end of previous 3rd quarter	100.00	9.16
As on the end of previous 4th quarter	100.00	9.12

Notes :-

- 1) "Approved Limits (%)" means the limit approved by Board of Directors / shareholders of the Listed entity. In case the listed entity has no Board approved limit, provide details of sectoral / statutory cap prescribed by Government / Regulatory Authorities
- 2) Details of Foreign ownership includes foreign ownership / investments as specified in Rule 2(s) of the Foreign Exchange Management (Non-debt Instruments) Rules, 2019, made under the Foreign Exchange Management Act, 1999.



Garware Technical Fibres Limited

Sr. No.	Details of the SBO			Details of the registered owner		Details of holding/ exercise of right of the SBO in the reporting company, whether direct or indirect*:					Date of creation / acquisition of significant beneficial interest
	Name	Nationality	Nationality (Applicable in case of Any other is selected)	Name	Nationality	Whether by virtue of:					
						Shares	Voting rights	Rights on distributable dividend or any other distribution	Exercise of control	Exercise of significant influence	
1	Vayu Ramesh Garware	Any other	Australia	Garware Capital Markets Limited	India	17.51	17.51	0	No	No	28-02-2014
2	Vayu Ramesh Garware	Any other	Australia	VMIR INVESTMENT LTD	India	4.53	4.53	0	No	No	28-02-2014
3	Vayu Ramesh Garware	Any other	Australia	VRG Investments Limited (Formerly VRG Investments Ltd)	India	4.33	4.33	0	No	No	28-02-2014
4	Vayu Ramesh Garware	Any other	Australia	Vimlabai Garware Research Institute Private Limited	India	2.72	2.72	0	No	No	11-09-2017
5	Vayu Ramesh Garware	Any other	Australia	Moonshine Investments and Trading Co Pvt Ltd	India	2.25	2.25	0	No	No	28-02-2014
6	Vayu Ramesh Garware	Any other	Australia	Manmit Investments and Trading Co Pvt Ltd	India	1.39	1.39	0	No	No	28-02-2014
7	Vayu Ramesh Garware	Any other	Australia	Sanand Investments and Trading Co Pvt Ltd	India	1.35	1.35	0	No	No	28-02-2014
8	Vayu Ramesh Garware	Any other	Australia	Sukukar Holdings and Trading Co Pvt Ltd	India	1.26	1.26	0	No	No	28-02-2014
9	Vayu Ramesh Garware	Any other	Australia	Starshine Comtrade Private Limited	India	0.99	0.99	0	No	No	28-02-2014
10	Vayu Ramesh Garware	Any other	Australia	Gurukrupa Comtrade Private Limited	India	0.44	0.44	0	No	No	28-02-2014
11	Vayu Ramesh Garware	Any other	Australia	Garware Research Institute	India	0.01	0.01	0	No	No	11-09-2017
12	Vayu Ramesh Garware	Any other	Australia	Vayu Ramesh Garware on behalf of VRG Family Trust	India	0.00	0.00	0	No	No	22-06-2021
13	Vayu Ramesh Garware	Any other	Australia	Vayu Ramesh Garware on behalf of Vayu Garware Family Trust	India	0.00	0.00	0	No	No	22-06-2021
14	Vayu Ramesh Garware	Any other	Australia	Sukukar Holdings and Trading Co P Ltd Partner representing Partnership Firm ie RameshTradingCo	India	5.26	5.26	0	No	No	23-09-2022
15	Vayu Ramesh Garware	Any other	Australia	Gurukrupa Comtrade P Ltd Partner representing Partnership Firm ie Sunita Trading Co	India	4.20	4.20	0	No	No	23-09-2022

